

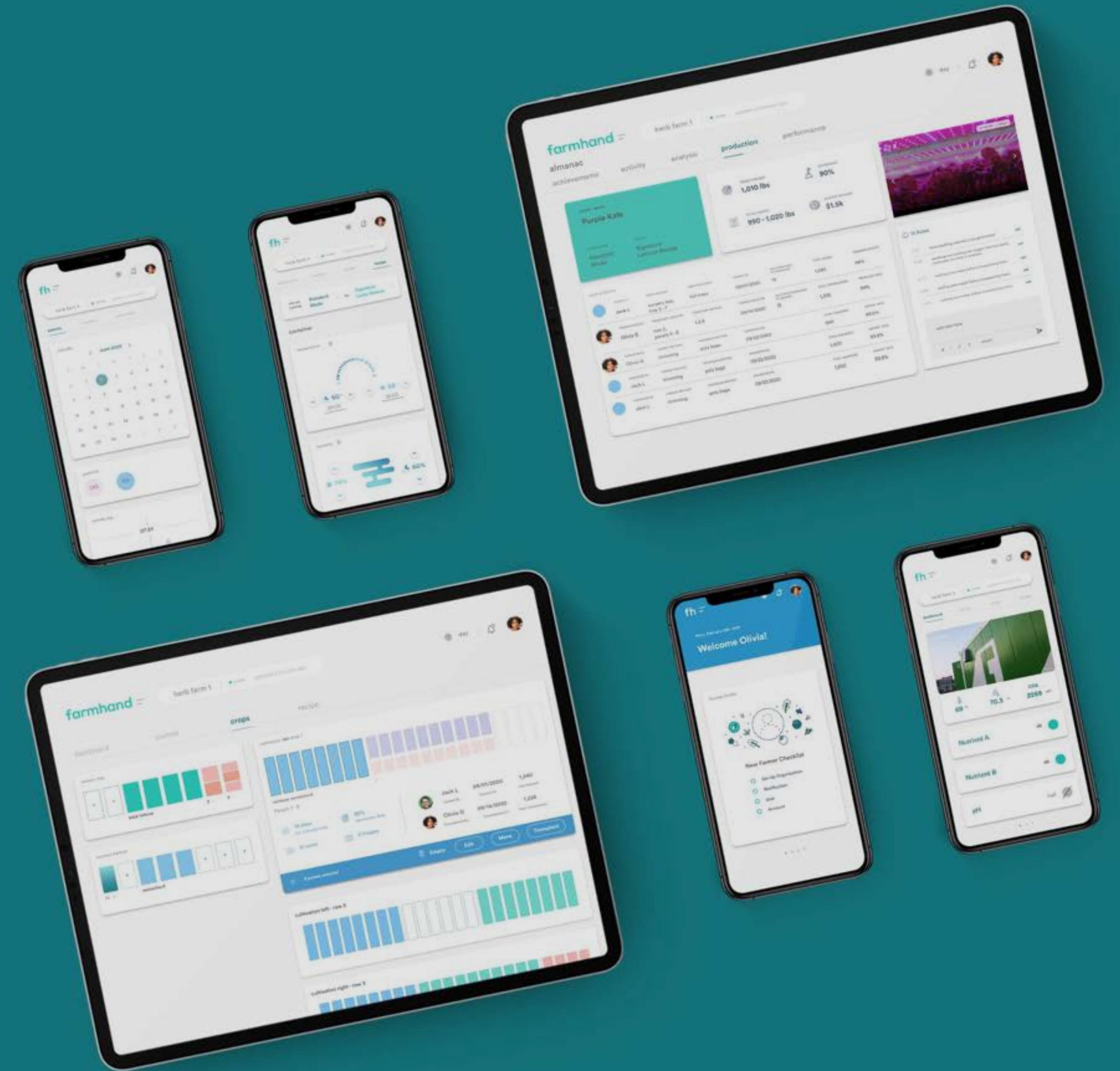
farmhand

Unlock your growing potential



Farmhand® is the ultimate farm automation software, giving you unprecedented access to your container farming operations.

Freight Farms' proprietary and industry-leading software inspires confidence in every operator. Take full control of your farm, drive consistent plant production, and find clarity in your farm data with an easy-to-use interface that uses in-farm IoT sensors to keep you connected to your farms — anytime, anywhere.



Use farmhand® to maximize farm performance, implement expert guidance, and gain comprehensive insights into all farm operations.

Control

Supervise your farm from anywhere



See your whole farming operation on one dashboard



Control your farm from the comfort of your home, office, or poolside lounge chair



Convenient pre-set farm modes eliminate the hassle of manually adjusting each and every component



Customize and receive alerts and notifications anywhere, anytime

Clarity

Understand your data to optimize and scale your operations



Visualize crop scheduling without spreadsheets or additional apps



Generate higher yields over time using insights from seed-to-harvest tracking



Streamline team communications and avoid human error with the farm activity log

Consistency

Produce the same quality and quantity of crops week over week



Get tailored growing recipes with complete automation capabilities to fine-tune the taste, color, and nutrition of your crops



Through your sensor data, get a clear view of past operations so you can better predict and optimize future farm conditions

Community

Share and learn with the Freight Farms global network



Share and gain insights with the Freight Farms community



Become a certified farmer at your own pace through our online training on farmhand Academy



Discover a trove of information on anything and everything related to your farm through Knowledge Base

**Learn more about how to use
farm automation software to
your advantage**

Get Individualized Assistance

Continue to Control



farmhand



Experience 24/7 Farm Visibility & Control

Farmhand® gives you extensive automation and scheduling capabilities to streamline day-to-day farm operations. While the software independently manages all of the Greenerly™ S systems, you can remotely monitor your farm through the easy-to-use app interface.



Dashboard



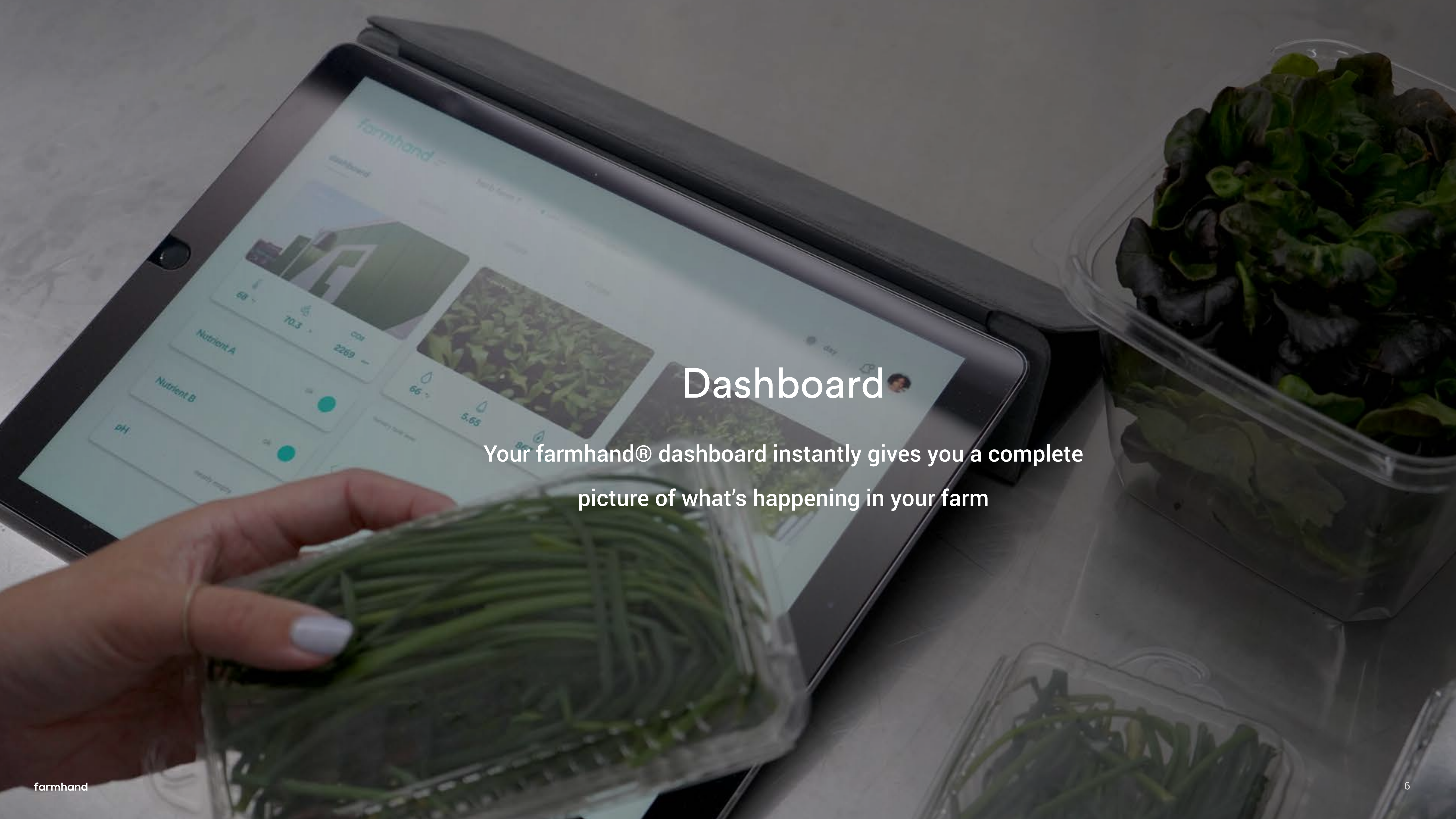
Crops



Control



Recipes



Dashboard

Your farmhand® dashboard instantly gives you a complete picture of what's happening in your farm



Customize and receive alerts and notifications anywhere, anytime

In the event of an unscheduled change or errant sensor reading, farmhand® will send you a notification, at which point you can view real-time data through the app and make adjustments as necessary.



At-a-glance view

Showcasing current farm conditions along with photos from in-farm cameras, your farmhand dashboard allows you to see what's happening in your farm that very moment.

The dashboard for 'herb farm 1' is shown in a grid layout. At the top, it indicates the farm is 'online' and was 'updated less than 1 minute ago'. Navigation tabs include 'dashboard', 'control', 'recipe', and 'crops'. The main content is organized into three columns: 'container', 'nursery', and 'cultivation'. Each column features a camera feed at the top and a set of sensor readings below. The 'container' section shows a temperature of 69°F, humidity of 64.6%, and CO2 of 1248 ppm. The 'nursery' section shows a temperature of 70°F, pH of 6.11, and light intensity of 1670 μ/cm². The 'cultivation' section shows a temperature of 69°F, pH of 6.19, and light intensity of 2015 μ/cm². Below the sensor readings are status indicators for 'Nutrient A Level', 'Nutrient B Level', 'pH Down Level', and 'pH Up Level'. The 'pH Down Level' and 'pH Up Level' indicators show a yellow warning icon. Historical data charts for 'cultivation tank depth' and 'nursery tank depth' are also present, showing water levels over time.

Control

Use farmhand® anywhere in the world to monitor and control your farm. Sensors around the farm constantly collect, share, receive, and process information to automate the farm while you're gone.



Remote monitoring and control

Use farmhand® to supervise the Greenery™ S from anywhere. Simple toggle controls make it easy to remotely turn farm components on and off, all from the comfort of your home, office, or poolside lounge chair.



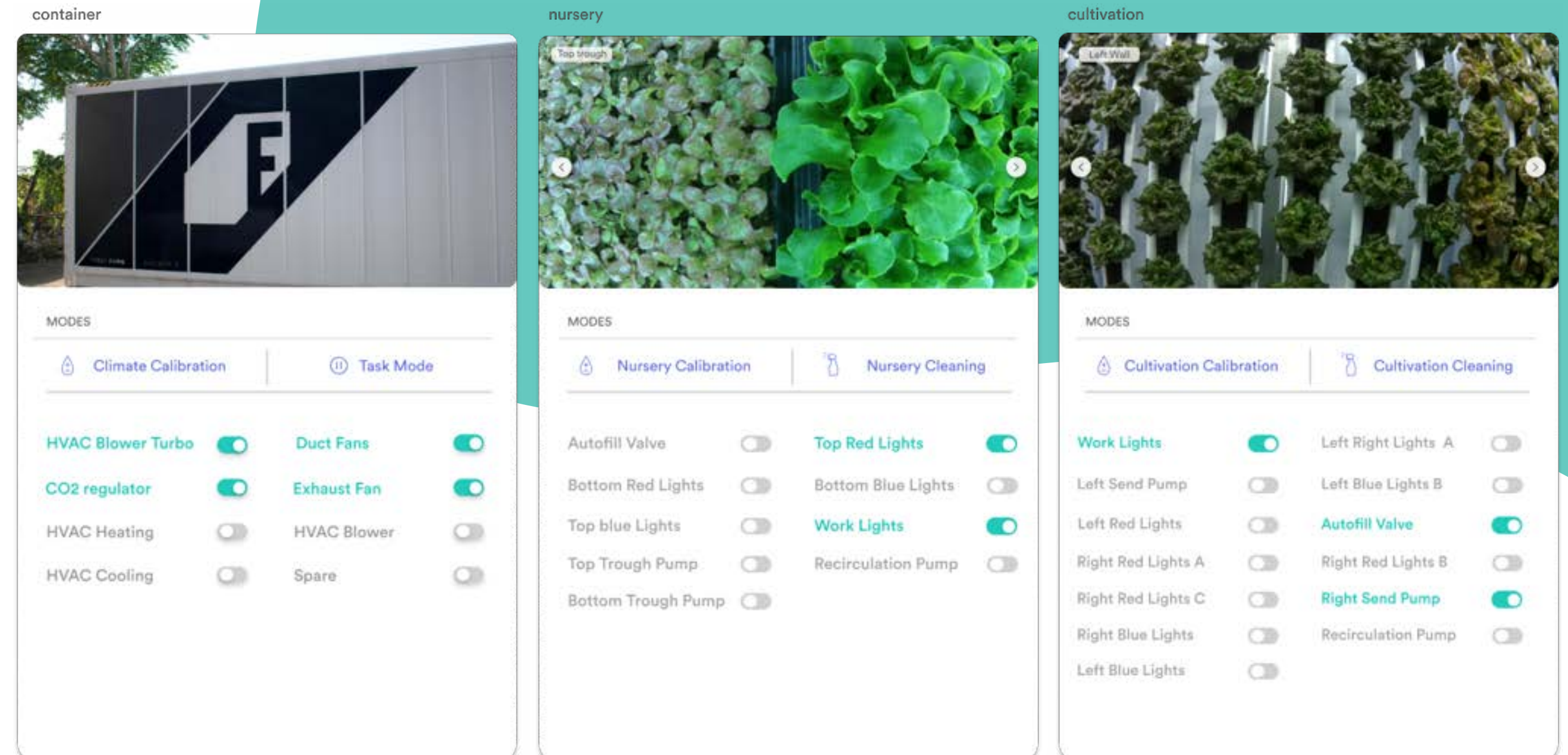
Convenient task and maintenance modes make it easy to clean, calibrate & harvest

Pause farm automations to perform routine in-farm work — such as cleaning and calibration — with the touch of a button. Simply select the appropriate Control mode (or the general “Task Mode”) and farmhand will pause any automations that may interfere with your in-farm work so you can complete your tasks. Once you’re done, use the same Control mode button to tell farmhand to return to your original settings.



Easy automation and scheduling

Each of the light, air, and water systems in the Greenery S can be automated or scheduled based on pre-set ranges. The moment any sensor registers an abnormal reading, farmhand automatically self-corrects the conditions in the Greenery™ S.



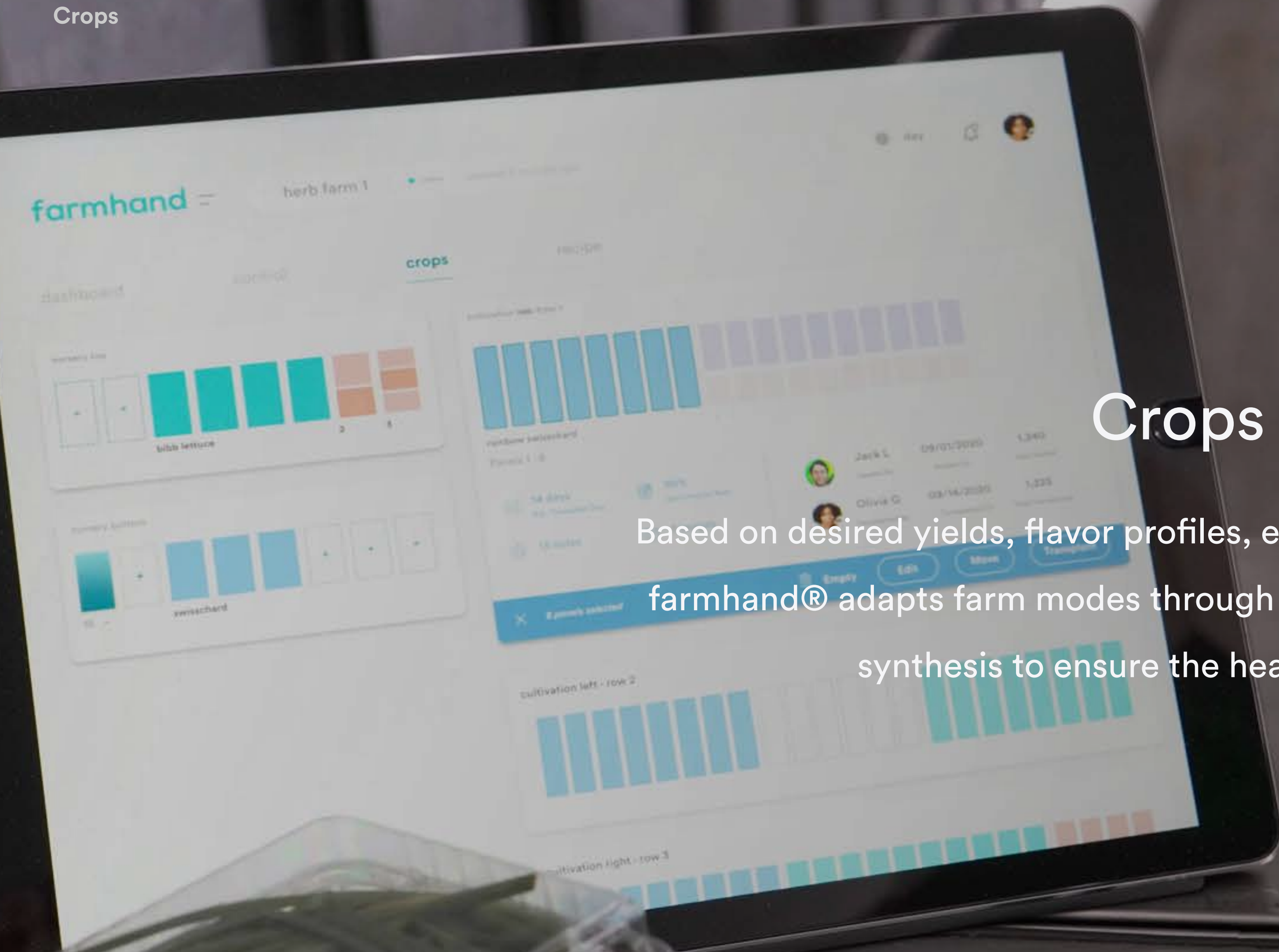
**Learn more about how to use
farm automation software to
your advantage**

Get Individualized Assistance

Continue to Crops



farmhand



Crops

Based on desired yields, flavor profiles, efficiency metrics, and more, farmhand® adapts farm modes through automatic calculations and synthesis to ensure the healthiest plants.



Crop scheduling to maximize yields

Farmhand makes crop scheduling intuitive by creating a visual of the entire growing process — from seed to harvest — and guiding you each step of the way.

As you plan your crops, farmhand automatically performs all the necessary calculations, as well as adapts farm modes to ensure the healthiest plants.



Yield tracking all in one place

The first step in optimizing your yields is to compile data! This is the only data that needs to be entered manually as you harvest. Using the Almanac Production feature, you can compare your harvests over time and the farm data associated with each to see if certain settings generate higher yields.

nursery - top

Radish
Tray 8 - 2/3

14 days Est. Transplant Day | 90% Germination Rate

Olivia G Seeded By | 09/01/2020 Seeded On

48 Total Seeded

13 notes | 2 images

1 tray selected | Empty | Edit | Move | Transplant

nursery - bottom

10 crops | swisschard

cultivation left - row 1

rainbow swisschard | 2 crops

cultivation left - row 2

purple kale | Radish

Radish
Panel 18

5 days Est. Harvest Day | 1,220 lbs Target Harvest

Olivia G Seeded By	09/01/2020 Seeded On	1,240 Total Seeded
Jack L Transplanted By	09/14/2020 Transplanted On	1,225 Total Transplanted

13 notes | 3 images

1 selected | Empty | Edit | Move | Harvest

cultivation right - row 3

collard greens | red oak leaf | 3 crops

Recipes

Easily create and recreate the perfect farm conditions for each crop variety with the touch of a button — for a consistent harvest, every time.



Growing recipes tailored to each crop curate ideal climate conditions and plants

Recipes are the complete automation package. Simply input the type of crop you are growing and farmhand® takes care of the rest.

As our farmer network grows, so will the number of recipes — allowing you to program new crops, flavors, colors, better nutrition, and more.

Current recipes include our most popular crop types, like spring mix, lettuce, herbs, and flowers.

apply new recipe Performance Mode with Lettuce Recipe

container	nursery	cultivation
<p>temperature</p>	<p>light</p>	<p>light</p>
<p>humidity</p>	<p>water cycle</p>	<p>water cycle</p>
<p>co2</p>	<p>water ec</p>	<p>water ec</p>
	<p>water pH</p>	<p>water pH</p>

**Learn more about how to use
farm automation software to
your advantage**

Get Individualized Assistance

Continue to Clarity



farmhand

Gain Full Clarity Into Your Operations

The farmhand® Almanac is a digital journal of the major happenings within the Greenery™ S, helping you connect yield and efficiency data to activities within the farm.



Almanac Production



Almanac Activity



Almanac Analysis

Almanac Production

Gain insights into your farm through organized data gathered in farmhand®. View and compare past growing cycles and farm conditions to inform business decisions and achieve higher yields.



View and compare all your harvest data in one organized location

Farmhand® makes it easy to view and compare data from your harvests and farm conditions to see if certain settings generate higher yields.

HARVEST TO-DATE

1 Ton

TOTAL NUMBER OF HARVESTS

130

TOTAL REVENUE

\$11,050

MOIST COMMON CROP

Thai Basil

All Harvests Search

FARM NAME	CROP NAME	PLANTING DATE	DAYS TO HARVEST	LAST HARVEST	NO. OF PANELS	TOTAL HARVEST	TOTAL REVENUE
herb farm 1	parsley	01/27	0 days	-	3	200	\$ 300.00
herb farm 2	butterhead	01/20	6 days	-	6	270	\$ 270.00
herb farm 1	butterhead	01/18	2 days	-	6	270	\$ 405.00
herb farm 2	butterhead	01/14	31 days	-	3	160	\$ 250.00
herb farm 1	chive	01/12	23 days	-	4	180	\$ 5,400.00
herb farm 2	cilantro	0/12	7 days	-	13	650	\$ 975.00



Make better business decisions

With the ability to easily analyze your harvests, you gain better clarity into your farm's performance to determine what you should grow in the future.

← Back to production

09/04 - 09/30

Radish

POWER MODE

Standard Mode

RECIPE

Signature Roots Recipe

TARGET HARVEST

96 plants

SELLABLE HARVEST

90%

ACTUAL HARVEST

94 plants

HARVEST REVENUE

\$1.5k

crop activities

	SEEDING BY	NO. OF TRAYS	SEEDING ON	SEED TO TRANSPLANT	TOTAL SEEDING	GERMINATION RATE
	TRANSPLANTED BY	NO. OF PANELS	TRANSPLANTED ON	TRANSPLANT TO HARVEST	TOTAL TRANSPLANTED	TRANSPLANT RATE
	HARVESTED BY	HARVEST METHOD	HARVESTED ON		TOTAL HARVESTED	HARVEST RATE
	HARVESTED BY	HARVEST METHOD	HARVESTED ON		TOTAL HARVESTED	HARVEST RATE
	CLEARED BY		CLEARED ON		TOTAL CLEARED	

13

- 09/04 most seedlings seemed to be germinated edit
- 09/06 seedlings are looking way bigger than last batch, remember to check in analysis... edit
- 09/14 waiting extra week before transplanting them edit
- 09/21 transplanted all the seedlings this time edit
- 09/30 really plump radishes edit

add note here

upload photos

farmhand

18

Almanac Activity

The farm activity log helps you keep track of any changes made to your farming operations to aid in troubleshooting.





Streamline team communications and avoid human error through the farm activity log

In addition to the Greenery™ S and your crops, there's a third important variable in the success of your operations...you!

The activity log captures every time a change is made in farmhand® by someone on the account. This helps you track each adjustment in the farm to streamline team communications and schedules while also avoiding mistakes caused by human error.

herb farm 1

07:34 olivia entered transplant mode

08:13

08:42 farm lost connection (08:42 - 08:45)

11:34 jack entered the farm

13:50 jack started seeding mode

June 2020

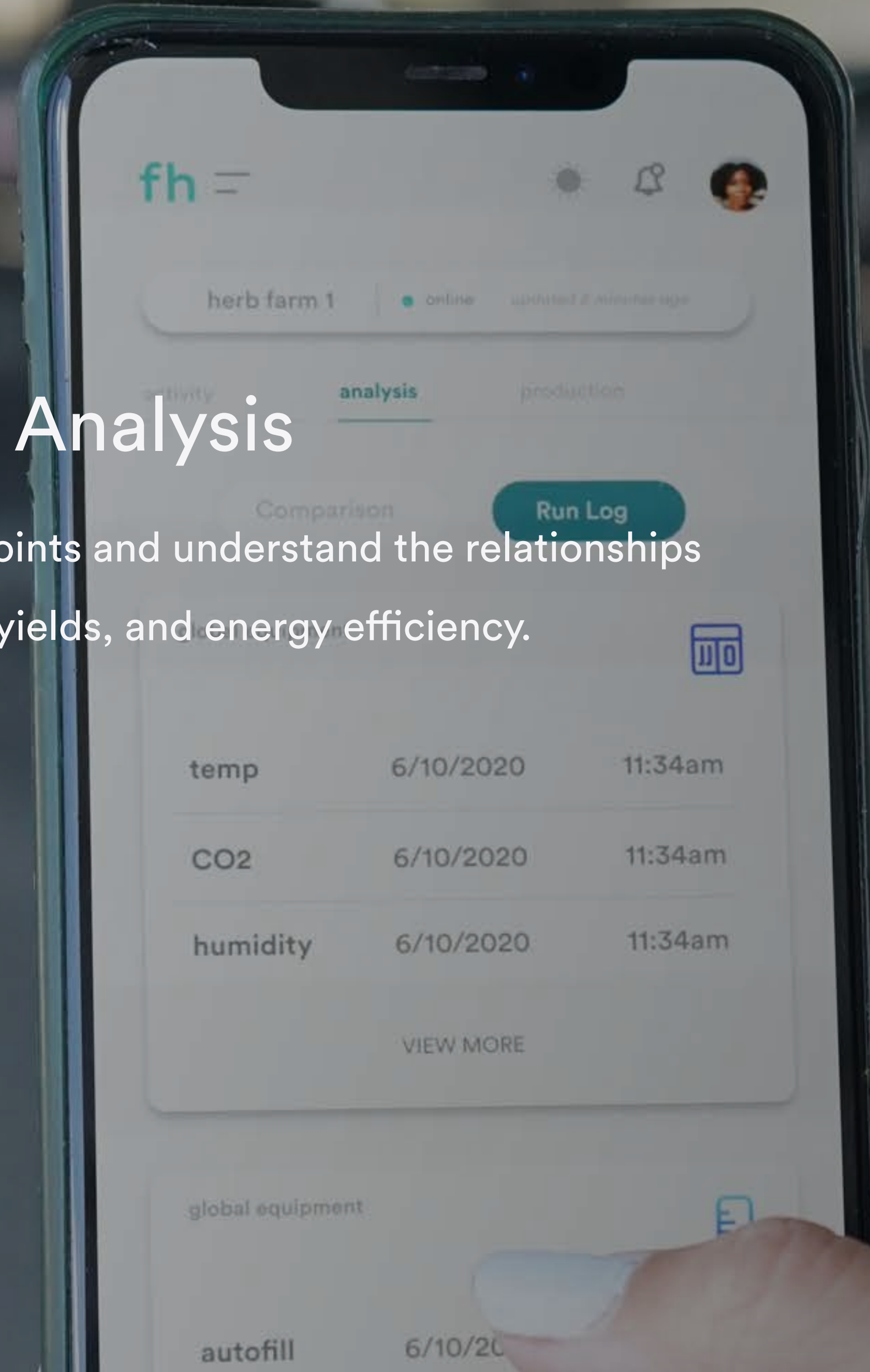
S	M	T	W	T	F	S
31	1	2	3	4	5	6
7	8	9	10	11	12	13
14	15	16	17	18	19	20
21	22	23	24	25	26	27
28	29	30	31	1	2	3

farm guest list

Profile pictures of a woman, a man, and a grey circle with 'KD'.

Almanac Analysis

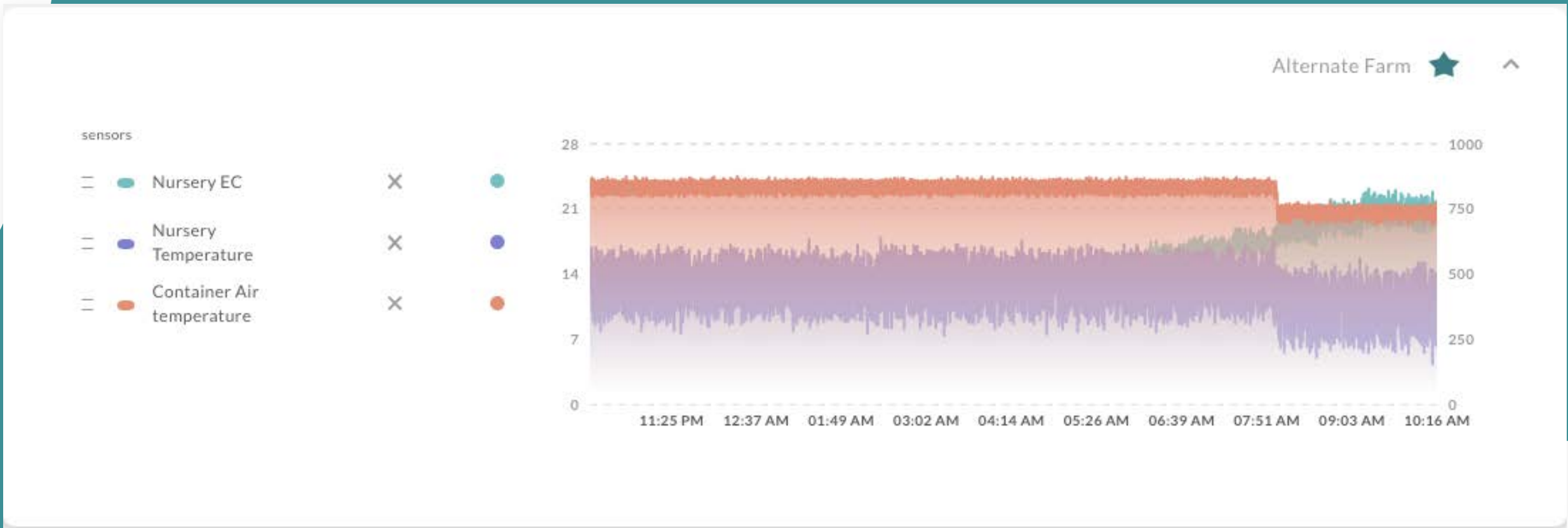
Track your farm with billions of data points and understand the relationships between in-farm conditions, yields, and energy efficiency.





Get a clear view of past operations to reconstruct historical farm conditions

Farmhand@ aggregates sensor data to reconstruct historical farm conditions, identify trends, and provide you with a clear view of past operations so you can better predict and optimize them in the future.



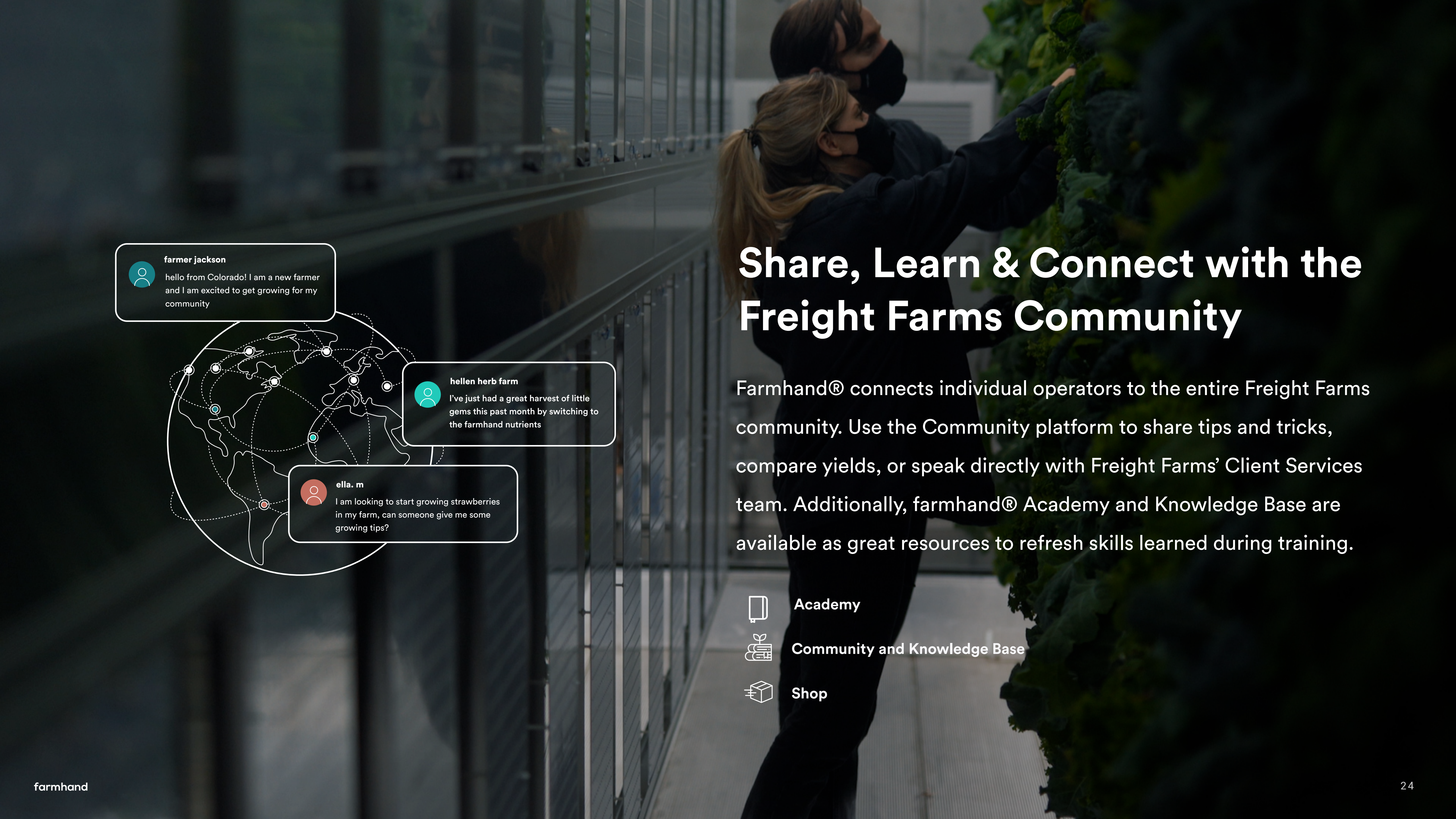
**Learn more about how to use
farm automation software to
your advantage**

Get Individualized Assistance

Continue to Community



farmhand



Share, Learn & Connect with the Freight Farms Community

Farmhand® connects individual operators to the entire Freight Farms community. Use the Community platform to share tips and tricks, compare yields, or speak directly with Freight Farms' Client Services team. Additionally, farmhand® Academy and Knowledge Base are available as great resources to refresh skills learned during training.



Academy



Community and Knowledge Base



Shop



farmer jackson

hello from Colorado! I am a new farmer and I am excited to get growing for my community



hellen herb farm

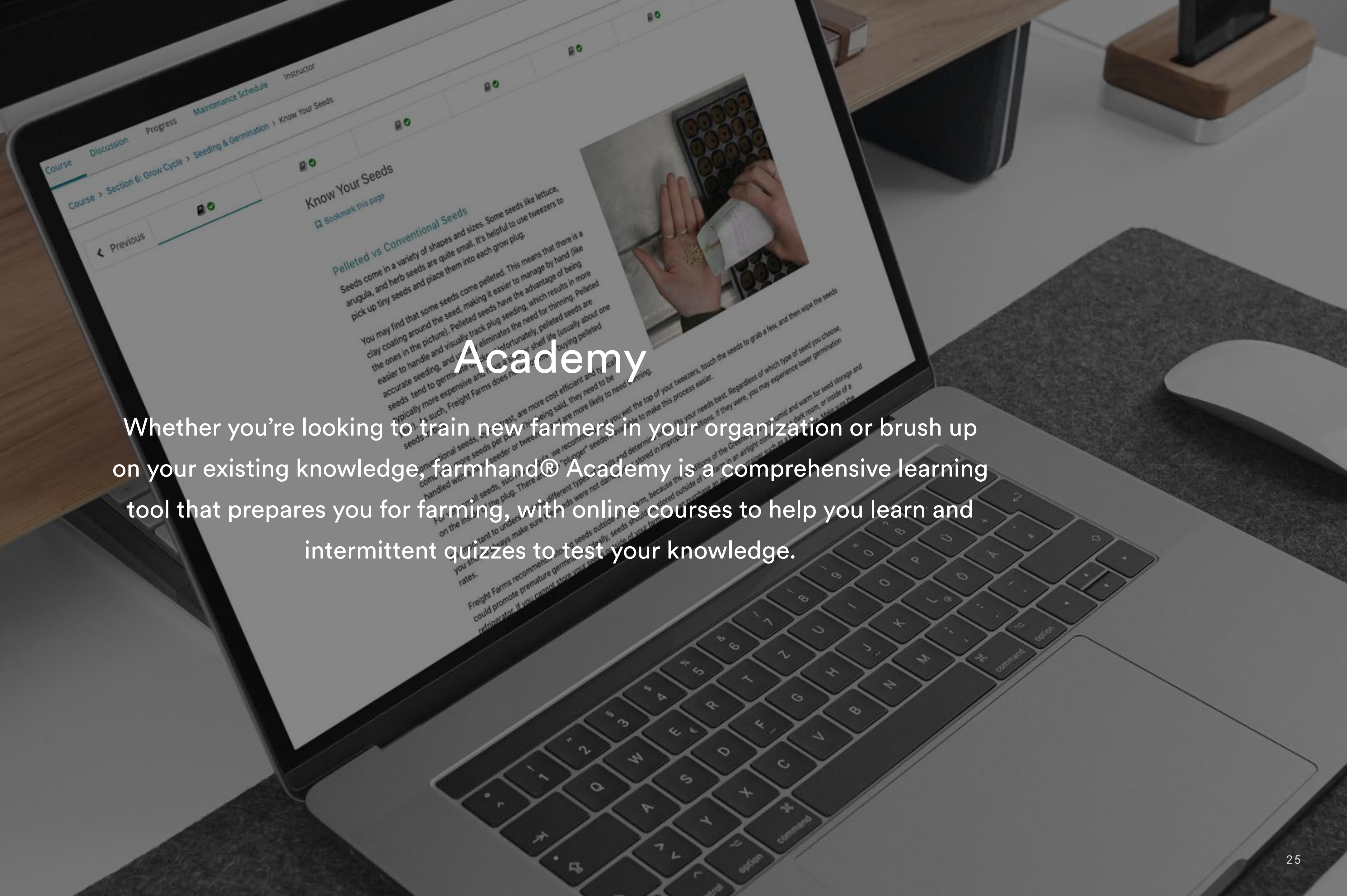
I've just had a great harvest of little gems this past month by switching to the farmhand nutrients



ella. m

I am looking to start growing strawberries in my farm, can someone give me some growing tips?





Academy

Whether you're looking to train new farmers in your organization or brush up on your existing knowledge, farmhand® Academy is a comprehensive learning tool that prepares you for farming, with online courses to help you learn and intermittent quizzes to test your knowledge.

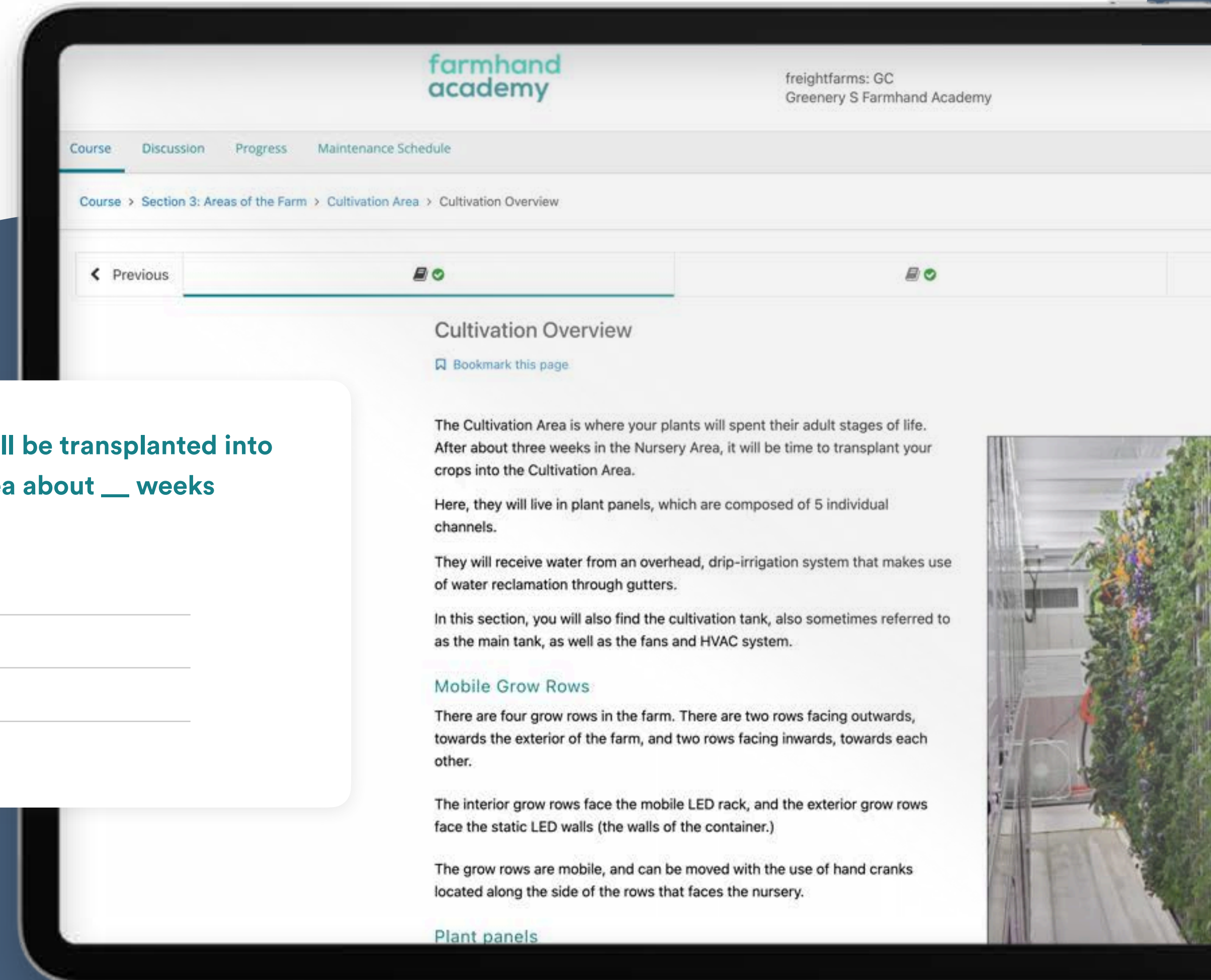


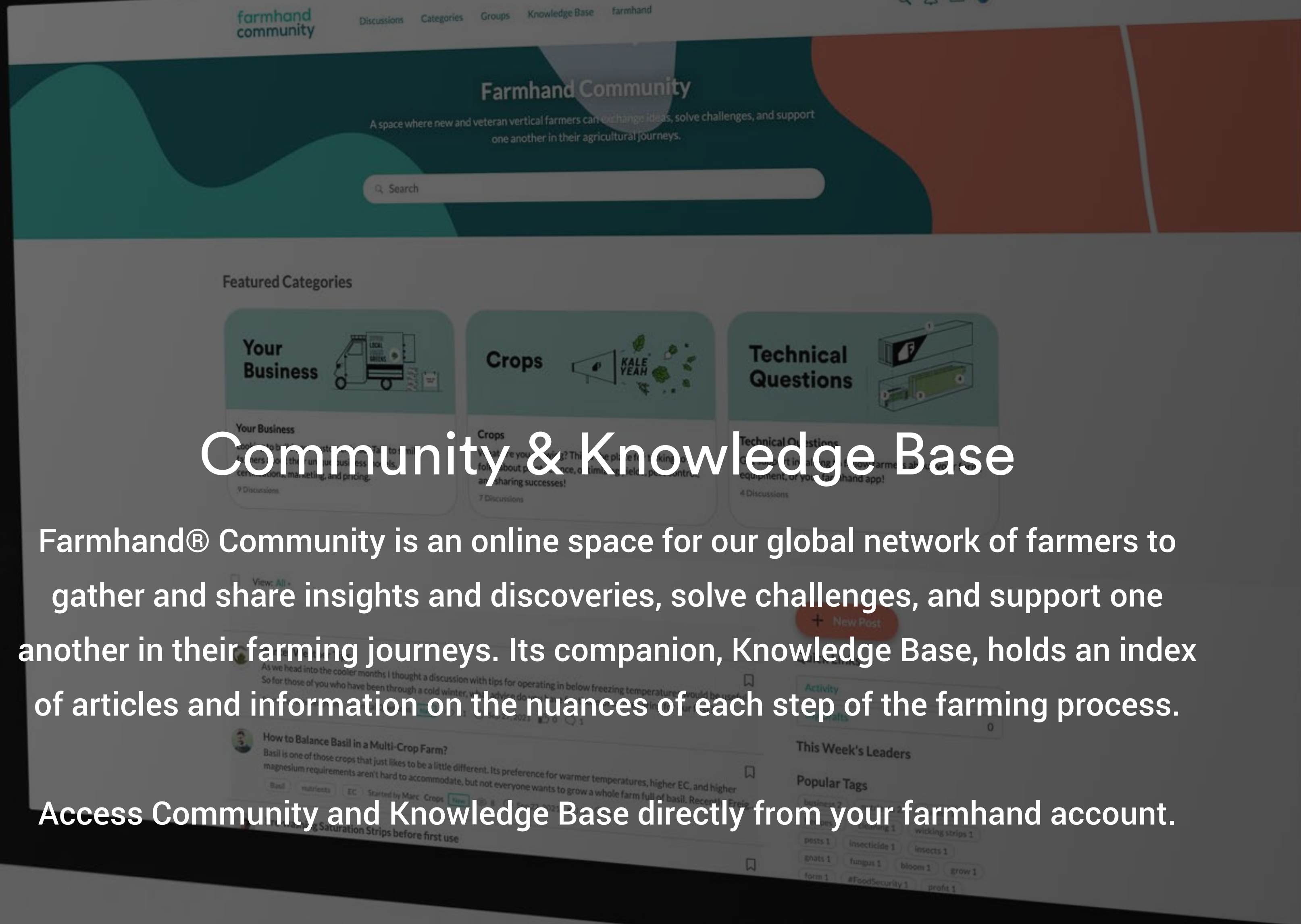
Learn anytime, anywhere, at your own pace.

Farmhand® Academy includes 10 modules with over 100 units, including a variety of instructional videos, detailed diagrams, and quizzes to ensure you are trained, certified, and confidently ready to operate.

10. Most plants will be transplanted into the cultivation area about __ weeks after seeding.

- 2
- 3
- 4
- 5





Community & Knowledge Base

Farmhand® Community is an online space for our global network of farmers to gather and share insights and discoveries, solve challenges, and support one another in their farming journeys. Its companion, Knowledge Base, holds an index of articles and information on the nuances of each step of the farming process.

Access Community and Knowledge Base directly from your farmhand account.



Share your successes and insights with your fellow Freight Farmers

Farmhand® Community connects you to our greatest resource — our global network of experienced farmers. It is the easiest way to get answers to all of your crop and equipment questions, share your successes, and learn from other farmers all over the world.



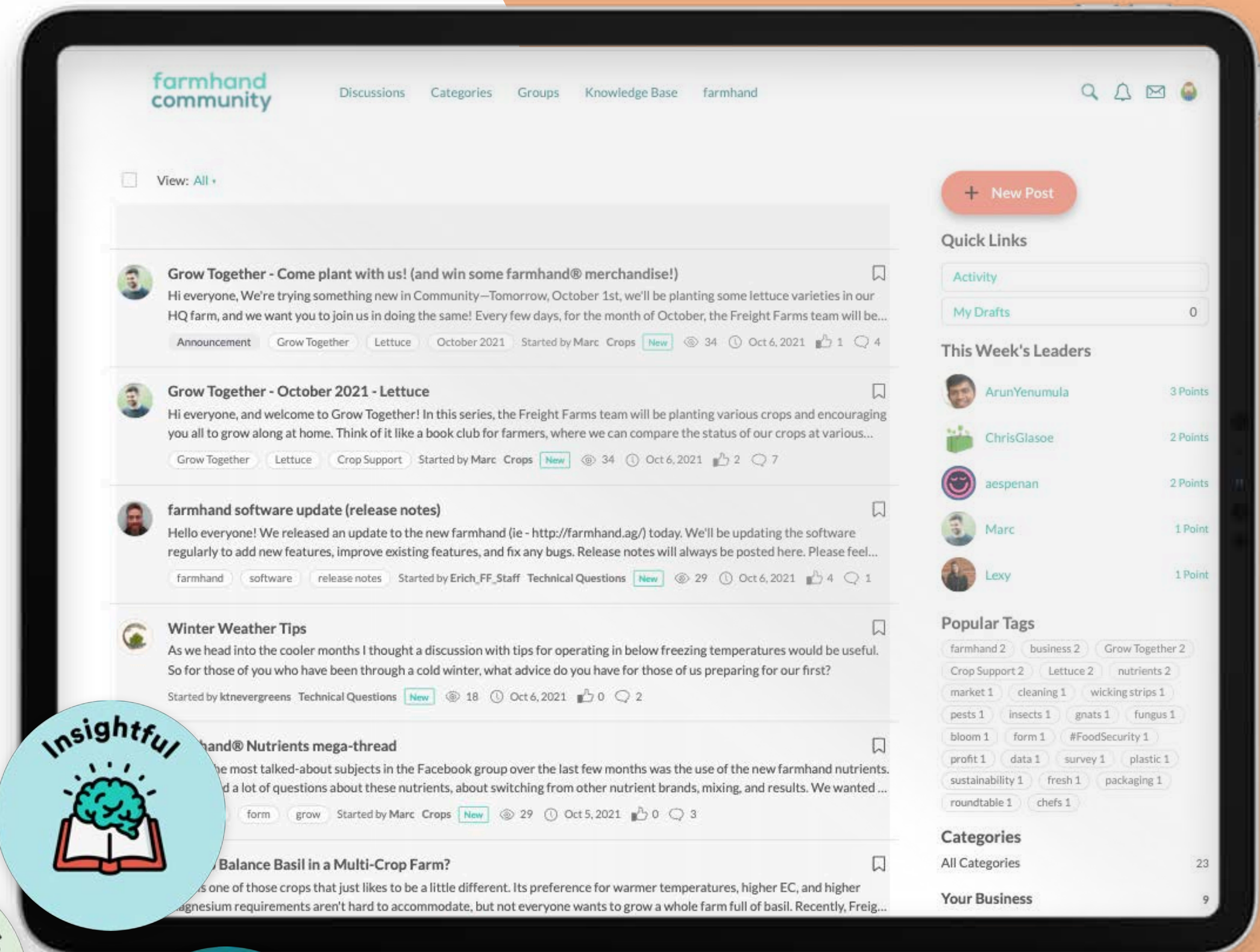
Connect and join events, polls, and discussions to earn badges

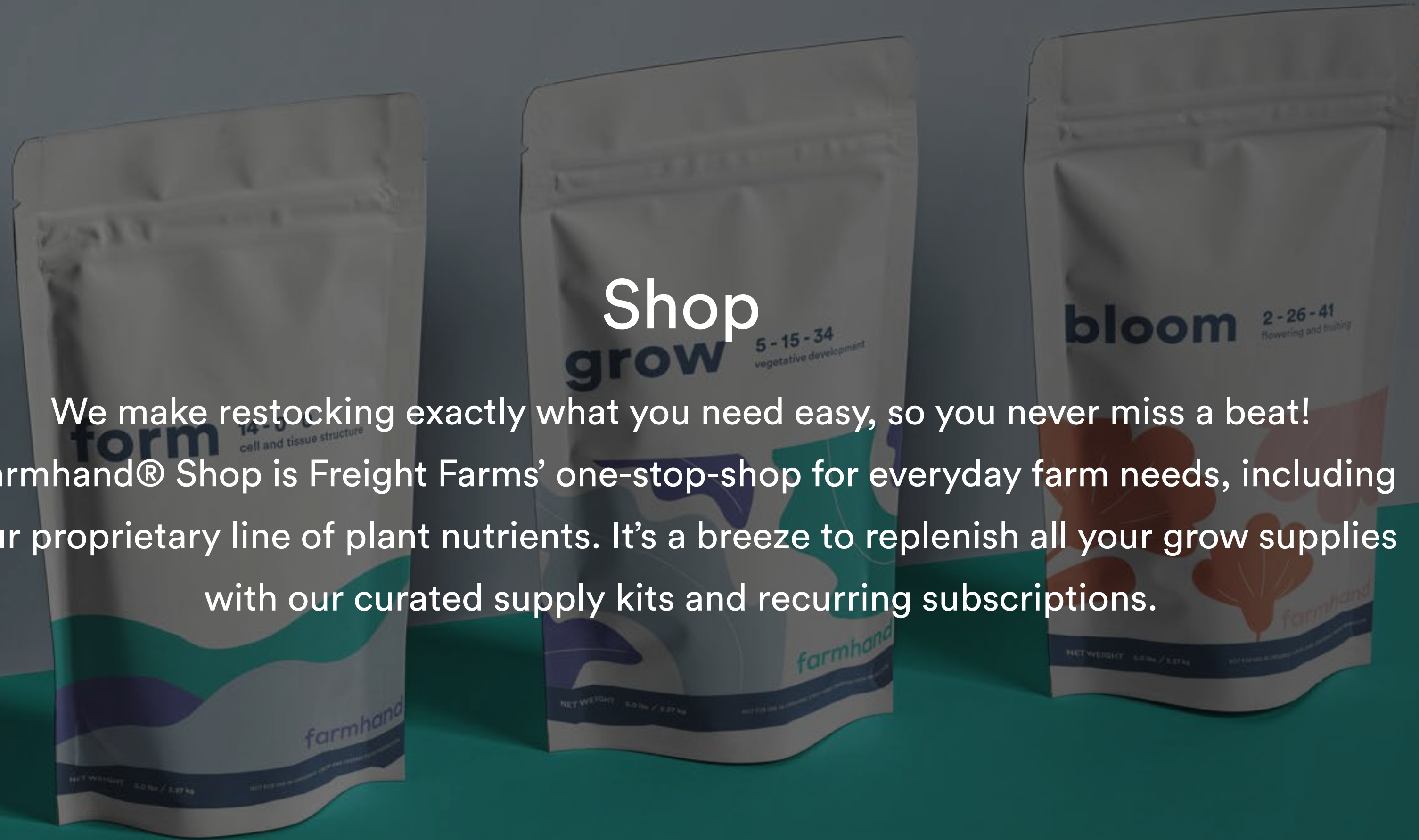
Find similar organizations (like small business farmers, nonprofits, and educational institutions) to connect and help you grow. As you contribute and become more involved in the discussion, you'll earn special badges!



Integrated Knowledge Base with information tailored to you and your farm

Knowledge Base is a trove of information for anything and everything related to being a Freight Farmer. Our Client Services team regularly publishes new articles, so there's always something to learn.

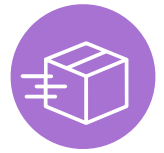




Shop

We make restocking exactly what you need easy, so you never miss a beat!

Farmhand® Shop is Freight Farms' one-stop-shop for everyday farm needs, including our proprietary line of plant nutrients. It's a breeze to replenish all your grow supplies with our curated supply kits and recurring subscriptions.



Curated kits for every growing operation

Our kits make it easy to get exactly what you need, so you start off strong and never miss a beat!



Specially curated nutrients


The best set of plant nutrients and solutions to nourish your crops, curated by our in-house team of plant scientists.



Save on time and money with a monthly subscription

Subscriptions are here to help you stay stocked up on all the nutrients and supplies you need, hassle-free. Plus, you'll get some great savings, too!





**Learn more about how to use
farm automation software to
your advantage**

Get Individualized Assistance

farmhand

farmhand

freightfarms.com/farmhand